

Ecole St. Mary School Annual Education Results Report AEAM 2022 - 2023



A Holy Spirit Catholic School - A Christ-centered learning community where students are cherished and achieve their potential.



- A. School Mission and Vision
- B. School Information
- C. Contextual Information
- D. Accountability Survey Results
- E. Administrator's Message

-
- A. **Mission:** To provide high quality Catholic education that meets the spiritual, educational and emotional needs of all students.

Vision: Christ-centered learning community where students are cherished.

Love is spoken here.

B. School Information

- ✓ Faith based Catholic Education, open to all regardless of the faith of individual families
- ✓ Early Learning (ELP) for three and four year olds to Grade 6
- ✓ French Immersion and English Programs
- ✓ Kindergarten and Kindy Care Program (through BGC -Subsidized)
- ✓ Programming, Supports and Other:
 - French Immersion
 - Regular English Programming
 - Busing provided for French Immersion students from all of Lethbridge. ESM is the only Catholic French Immersion elementary school in Lethbridge and surrounding area
 - Busing provided from surrounding and rural areas for English and French Immersion programming: Coalhurst, Coaldale, Stirling, Raymond. Blood Reserve Busing available.
 - English as A Second Language (ESL) Support
 - First Nations, Metis and Inuit Support Worker. Biweekly Blackfoot and Cultural Awareness class for all classes
 - Jordan's Principle initiatives to support Indigenous students and their learning
 - Family First Facilitator (FFF) offering community connection and family support
 - Collaborative Response Framework is the vehicle to meeting the social-emotional and academic needs of students (literacy and numeracy support)
 - French Immersion literacy support
- ✓ It's a BLAST program available for grade 1-6 students for after school care
- ✓ Access to Mental Health Capacity Building team
- ✓ A Breakfast program, healthy snacks and lunches available from Mindful Munchies

C. Contextual Information Surrounding 2022-2023 and the Impact on Data

A school's data is impacted by what is going on in the greater community, the city, the zone and the province. These survey results are representative of the first full year of school without exceptions due to Covid-19. Ecole St. Mary (ESM) was able to return to regular programming and mixing of cohorts that had been available pre-pandemic.

-Cocurricular returned. ESM had running club, volleyball, basketball, badminton programs. We resumed After School Skating, and Science Sizzle. Leadership Club took place on Mondays. There was Games Club, Art Club, Boys and Girls club.

-Provincial Achievement Exams (PAT's) were completed by grade 6 students for the first time in several years, after having several years of disruption to learning. There were no PAT's for the 2020 and 2021 school years.

-The Accountability Report is completed by parents/guardians, certificated staff and students in January.

-Accountability Ratings had 65 Respondents overall, 7 parents, 41 students and 17 teachers. This is a small sample size of respondents which impacts findings. Grade 4 parents are surveyed (7 out of 60+ families.)

-It is certain that the return to cocurricular, clubs and activities certainly impacted results positively.

-Field Trips resumed and new events and activities commenced.

-Learning disruptions in the 2020, 2021, into the 2022 school years will continue to impact learning and especially PAT results.

-New Curriculum for grade 1,2 and 3 was implemented in the 2022-2023 school year.

D. Assurance Domain and Measure

Accountability Pillar Results: 3 year Education Plan and Annual Education Results Report (AERR)

Fall 2023 Supplemental Alberta Education Assurance Measures- Overall Summary

Assurance Domain	Measure	Ecole St. Mary School			Alberta			Measure Evaluation		
		Current Result	Prev Year Result	Prev 3 Year Average	Current Result	Prev Year Result	Prev 3 Year Average	Achievement	Improvement	Overall
Student Growth and Achievement	Student Learning Engagement	87.0	86.0	86.0	84.4	85.1	85.1	n/a	Maintained	n/a
	Citizenship	94.3	87.8	90.9	80.3	81.4	82.3	Very High	Maintained	Excellent
	3-year High School Completion	n/a	n/a	n/a	80.7	83.2	82.3	n/a	n/a	n/a
	5-year High School Completion	n/a	n/a	n/a	88.6	87.1	86.2	n/a	n/a	n/a
	PAT: Acceptable	66.7	66.7	n/a	63.3	64.3	n/a	Low	n/a	n/a
	PAT: Excellence	13.7	12.8	n/a	16.0	17.7	n/a	Intermediate	n/a	n/a
	Diploma: Acceptable	n/a	n/a	n/a	80.3	75.2	n/a	n/a	n/a	n/a
	Diploma: Excellence	n/a	n/a	n/a	21.2	18.2	n/a	n/a	n/a	n/a
Teaching & Leading	Education Quality	97.2	92.8	96.1	88.1	89.0	89.7	Very High	Maintained	Excellent
Learning Supports	Welcoming, Caring, Respectful and Safe Learning Environments (WCRSLE)	96.1	90.5	90.5	84.7	86.1	86.1	n/a	Improved	n/a
	Access to Supports and Services	89.3	77.6	77.6	80.6	81.6	81.6	n/a	Improved	n/a
Governance	Parental Involvement	97.4	87.5	91.0	79.1	78.8	80.3	Very High	Maintained	Excellent

Notes:

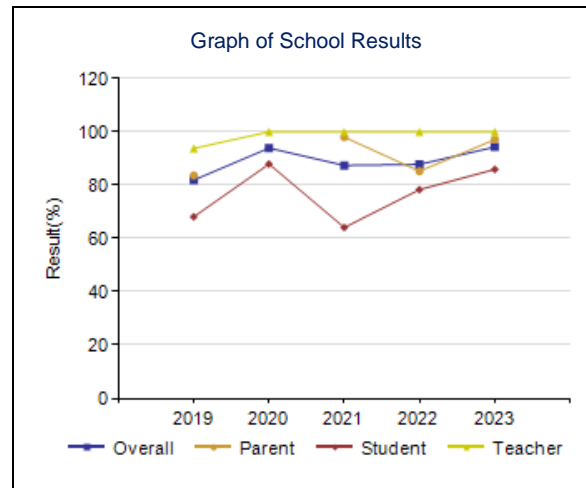
1. Data values have been suppressed where the number of respondents/students is fewer than 6. Suppression is marked with an asterisk (*).
2. Participation in the Provincial Achievement Tests and Diploma Exams was impacted by the COVID-19 pandemic from 2019/20 to 2021/22. School years 2019/20, 2020/21 and 2021/22 are not included in the rolling 3-year average. Caution should be used when interpreting trends over time.
3. Participation in the Provincial Achievement Tests and Diploma Exams was impacted by the fires in 2018/19 and 2022/23. Caution should be used when interpreting trends over time for the province and those school authorities affected by these events.
4. 2022/23 Provincial Achievement Test results do not include students who participated in the optionally implemented/piloted curriculum and were excused from writing in those subject areas.
5. Security breaches occurred over the last few days of the 2021/22 PAT administration window. Students most likely impacted by these security breaches have been excluded from the provincial cohort. All students have been included in school and school authority reporting. Caution should be used when interpreting these results.

Comment on Results: In four areas of Assurance Measures, Ecole St. Mary (ESM) maintains a VERY HIGH achievement with an overall rating of Excellent. ESM is above Alberta and at a VERY HIGH achievement level in Student Learning, Citizenship, Education Quality, Welcoming and Caring Schools, Parental Involvement. There was an increase in the area of Parental involvement. Overall, we are proud to celebrate that there is an increase in all current results as compared to the previous year and the previous three-year average.

Citizenship – Measure Details

Percentage of teachers, parents and students who are satisfied that students model the characteristics of active citizenship.

	School													Authority										Province									
	2019		2020		2021		2022		2023		Measure Evaluation			2019		2020		2021		2022		2023		2019		2020		2021		2022		2023	
	N	%	N	%	N	%	N	%	N	%	Achievement	Improvement	Overall	N	%	N	%	N	%	N	%	N	%	N	%	N	%	N	%	N	%	N	%
Overall	86	81.9	46	93.9	74	87.4	72	87.8	65	94.3	Very High	Maintained	Excellent	1,798	85.1	1,724	86.9	1,585	86.8	1,637	85.2	1,655	86.6	265,614	82.9	264,413	83.3	230,843	83.2	249,770	81.4	257,231	80.3
Parent	11	83.6	4	*	11	98.0	11	85.2	7	97.1	Very High	Maintained	Excellent	232	81.4	261	84.5	262	82.7	186	81.1	198	82.8	35,247	81.9	36,891	82.4	30,905	81.4	31,689	80.4	31,869	79.4
Student	62	68.1	35	87.9	51	64.1	53	78.3	41	85.9	Very High	Maintained	Excellent	1,330	79.2	1,226	79.7	1,120	80.8	1,280	77.7	1,267	80.3	197,090	73.5	193,577	73.8	169,741	74.1	187,120	72.1	193,015	71.3
Teacher	13	93.8	11	100.0	12	100.0	8	100.0	17	100.0	Very High	Maintained	Excellent	236	94.6	237	96.4	203	97.1	171	96.8	190	96.6	33,277	93.2	33,945	93.6	30,197	94.1	30,961	91.7	32,347	90.3

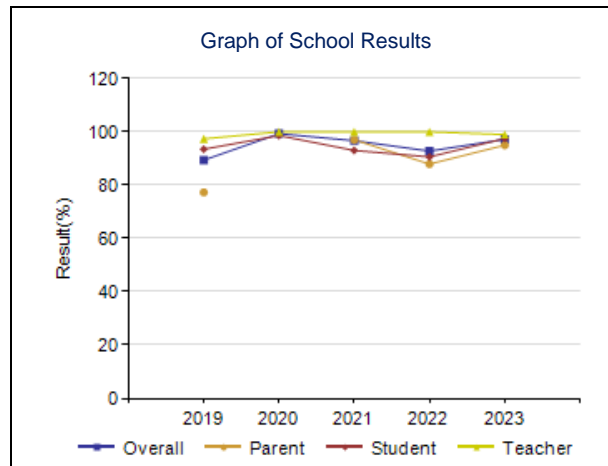


Comment on Results: We reflect positively on these results of Citizenship Measure Details. ESM is higher than the Authority, higher than the Province, and in the Very High domain. Parent results are up from 2022 to 2023 results. We look to take part in more active citizenship as we return to pre-pandemic levels of acts of service, citizenship within the school and out in the community.

Education Quality – Measure Details ***

Percentage of teachers, parents and students satisfied with the overall quality of basic education.

	School										Measure Evaluation			Authority										Province									
	2019		2020		2021		2022		2023					2019		2020		2021		2022		2023		2019		2020		2021		2022		2023	
	N	%	N	%	N	%	N	%	N	%	Achievement	Improvement	Overall	N	%	N	%	N	%	N	%	N	%	N	%	N	%	N	%	N	%		
Overall	86	89.4	46	99.3	74	96.7	72	92.8	65	97.2	Very High	Maintained	Excellent	1,799	91.7	1,728	92.8	1,586	91.5	1,633	90.7	1,656	90.7	265,841	90.2	264,623	90.3	230,814	89.6	249,532	89.0	257,584	88.1
Parent	11	77.3	4	*	11	97.0	11	87.9	7	95.0	Very High	Maintained	Excellent	232	87.8	261	90.2	262	87.5	186	86.7	198	86.3	35,262	86.4	36,907	86.7	31,024	86.7	31,728	86.1	31,890	84.4
Student	62	93.5	35	98.6	51	93.0	53	90.6	41	97.5	Very High	Maintained	Excellent	1,331	91.0	1,230	91.1	1,121	89.9	1,276	89.2	1,268	89.7	197,282	88.1	193,763	87.8	169,589	86.3	186,834	85.9	193,343	85.7
Teacher	13	97.4	11	100.0	12	100.0	8	100.0	17	99.0	Very High	Maintained	Excellent	236	96.2	237	97.2	203	97.2	171	96.3	190	96.2	33,297	96.1	33,953	96.4	30,201	95.7	30,970	95.0	32,351	94.4



Notes:

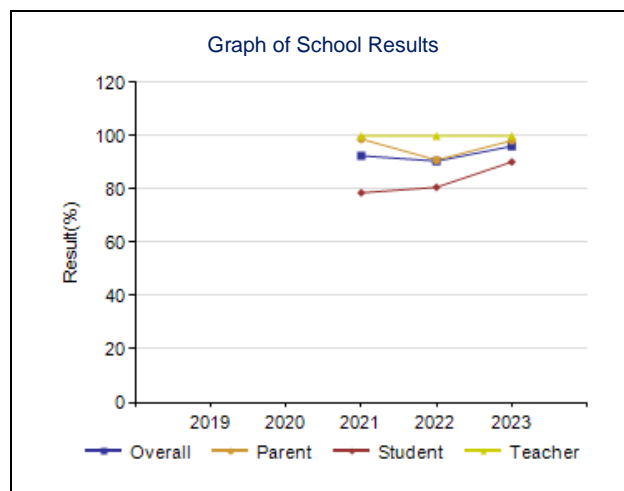
1. Data values have been suppressed where the number of respondents/students is fewer than 6. Suppression is marked with an asterisk (*).
2. The AEA survey was introduced as a pilot in 2020/21, when participation was also impacted by the COVID-19 pandemic. Caution should be used when interpreting trends over time.

Comment on Results: Education Quality is very important. We are proud that we maintain a VERY HIGH rating. There is an increase overall, with parents and students. Education quality is of upmost importance and we will continue to focus on engagement, hands on activities and work to continually improve our Education Quality. ESM has achieved significantly above both the Authority and the Province in Education Quality.

Welcoming, Caring, Respectful and Safe Learning Environments – Measure Details****

The percentage of teachers, parents and students who agree that their learning environments are welcoming, caring, respectful and safe.

	School										Authority										Province												
											Measure Evaluation																						
	2019		2020		2021		2022		2023					2019		2020		2021		2022		2023		2019		2020		2021		2022		2023	
	N	%	N	%	N	%	N	%	N	%	Achievement	Improvement	Overall	N	%	N	%	N	%	N	%	N	%	N	%	N	%	N	%	N	%	N	%
Overall	n/a	n/a	n/a	n/a	74	92.5	72	90.5	65	96.1	n/a	Improved	n/a	n/a	n/a	n/a	n/a	1,588	90.5	1,638	88.6	1,655	89.3	n/a	n/a	n/a	n/a	231,091	87.8	249,941	86.1	257,391	84.7
Parent	n/a	n/a	n/a	n/a	11	98.8	11	90.9	7	98.2	n/a	Maintained	n/a	n/a	n/a	n/a	n/a	262	89.5	186	86.0	198	87.2	n/a	n/a	n/a	n/a	30,980	88.2	31,715	86.9	31,885	85.6
Student	n/a	n/a	n/a	n/a	51	78.6	53	80.7	41	90.2	n/a	Improved	n/a	n/a	n/a	n/a	n/a	1,123	85.2	1,281	82.3	1,267	83.7	n/a	n/a	n/a	n/a	169,900	79.8	187,258	77.7	193,156	76.6
Teacher	n/a	n/a	n/a	n/a	12	100.0	8	100.0	17	100.0	n/a	Maintained	n/a	n/a	n/a	n/a	n/a	203	96.9	171	97.4	190	97.0	n/a	n/a	n/a	n/a	30,211	95.3	30,968	93.6	32,350	92.0

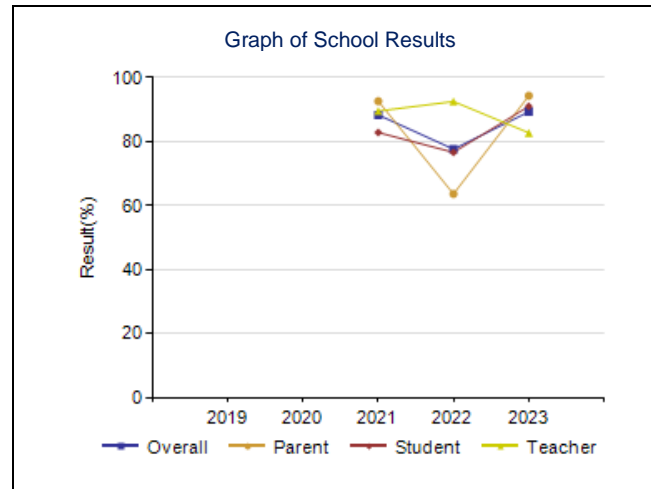


Comment on Results: A Welcoming, Caring, Respectful and Safe Learning environment is of upmost importance in a school setting. In this measure, ESM is significantly above the Authority and above the Province. This is something to celebrate. There has been improvement reported by each testing group. At ESM we take a safe and welcoming environment seriously and we will continue to work on maintaining a safe environment for students. We will work on sharing our plans explicitly with students and their families.

Access to Supports & Services – Measure Details

The percentage of teachers, parents and students who agree that students have access to the appropriate supports and services at school.

	School													Authority										Province												
	2019		2020		2021		2022		2023					Measure Evaluation						2019		2020		2021		2022		2023		2019		2020		2021		2022
	N	%	N	%	N	%	N	%	N	%	Achievement	Improvement	Overall	N	%	N	%	N	%	N	%	N	%	N	%	N	%	N	%	N	%	N	%			
Overall	n/a	n/a	n/a	n/a	74	88.3	72	77.6	65	89.3	n/a	Improved	n/a	n/a	n/a	n/a	n/a	1,584	83.4	1,634	81.4	1,654	82.3	n/a	n/a	n/a	n/a	230,761	82.6	249,570	81.6	256,994	80.6			
Parent	n/a	n/a	n/a	n/a	11	92.6	11	63.6	7	94.3	n/a	Improved	n/a	n/a	n/a	n/a	n/a	262	79.8	186	72.6	198	77.5	n/a	n/a	n/a	n/a	30,936	78.9	31,684	77.4	31,847	75.7			
Student	n/a	n/a	n/a	n/a	51	82.8	53	76.6	41	91.0	n/a	Improved	n/a	n/a	n/a	n/a	n/a	1,120	84.7	1,278	84.1	1,266	84.9	n/a	n/a	n/a	n/a	169,631	80.2	186,935	80.1	192,805	79.9			
Teacher	n/a	n/a	n/a	n/a	12	89.5	8	92.5	17	82.7	n/a	Maintained	n/a	n/a	n/a	n/a	n/a	202	85.9	170	87.4	190	84.4	n/a	n/a	n/a	n/a	30,194	88.7	30,951	87.3	32,342	86.2			

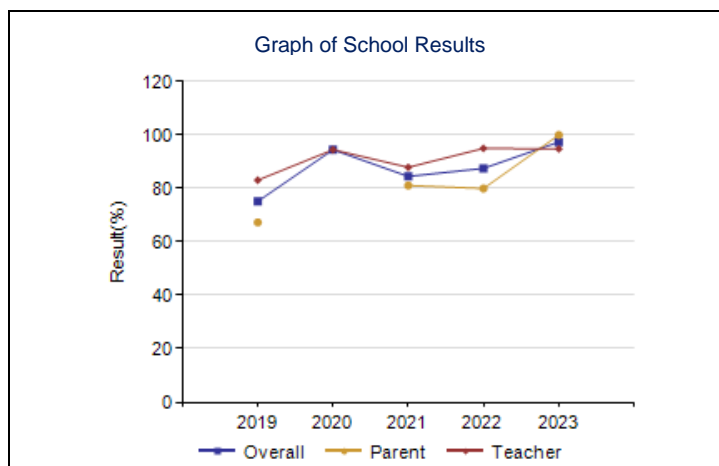


Comment on Results: There was an increase in access to supports and services in the 2022-23 school year. This would include access to education assistant support, Family First Facilitator, Food, School Liaison Counsellor, connections with community partners. Holy Spirit Catholic School District and ESM have worked hard, with the support of the district to ensure that students have access to the appropriate supports and services at school, and in the community.

Parental Involvement – Measure Details

Percentage of teachers and parents satisfied with parental involvement in decisions about their child's education.

	School										Authority										Province												
	2019		2020		2021		2022		2023		Measure Evaluation			2019		2020		2021		2022		2023		2019		2020		2021		2022		2023	
	N	%	N	%	N	%	N	%	N	%	Achievement	Improvement	Overall	N	%	N	%	N	%	N	%	N	%	N	%	N	%	N	%	N	%	N	%
Overall	24	75.2	11	94.5	23	84.5	19	87.5	23	97.4	Very High	Maintained	Excellent	466	80.6	495	84.6	463	80.5	356	81.6	385	82.6	68,116	81.3	70,377	81.8	60,919	79.5	62,412	78.8	63,935	79.1
Parent	11	67.3	4	*	11	81.1	11	80.0	7	100.0	Very High	Improved	Excellent	231	69.6	258	75.6	262	72.2	186	72.3	197	75.0	34,944	73.6	36,556	73.9	30,886	72.2	31,598	72.3	31,720	72.5
Teacher	13	83.1	11	94.5	12	87.9	8	95.0	16	94.8	Very High	Maintained	Excellent	235	91.6	237	93.5	201	88.8	170	90.8	188	90.2	33,172	89.0	33,821	89.6	30,033	86.8	30,814	85.2	32,215	85.7



Comment on Results: Parental Involvement is something we encourage and welcome. For the 2022-2023 school year, we focused on improving parental involvement. Education is a partnership between school and home. Parental Involvement is reported to have increased, achievement is very high, parents report an improvement and ESM has achieved excellent results. Although higher than both the Authority and Alberta, we will strive to continue to improve and work on increasing Parental Involvement. We have a very active School Council that is very engaged and they do great work. We look forward to increased family involvement and a continued focus on the family and school partnership.

Fall 2023 Supplemental Alberta Education Assurance Measures – Overall Summary

Measure	Ecole St. Mary School			Alberta			Measure Evaluation		
	Current Result	Prev Year Result	Prev 3 Year Average	Current Result	Prev Year Result	Prev 3 Year Average	Achievement	Improvement	Overall
Diploma Exam Participation Rate (4+ Exams)	n/a	n/a	n/a	3.5	n/a	56.6	n/a	n/a	n/a
Drop Out Rate	n/a	n/a	n/a	2.5	2.3	2.5	n/a	n/a	n/a
In-Service Jurisdiction Needs	91.3	100.0	98.4	82.2	83.7	84.3	High	Maintained	Good
Lifelong Learning	100.0	85.3	87.9	80.4	81.0	76.8	Very High	Improved	Excellent
Program of Studies	90.5	89.2	89.9	82.9	82.9	82.6	Very High	Maintained	Excellent
Program of Studies - At Risk Students	89.0	76.3	84.5	81.2	81.9	83.4	High	Maintained	Good
Rutherford Scholarship Eligibility Rate	n/a	n/a	n/a	71.9	70.2	68.3	n/a	n/a	n/a
Safe and Caring	96.7	91.4	91.8	87.5	88.8	89.1	Very High	Improved	Excellent
Satisfaction with Program Access	77.0	74.6	78.4	72.9	72.6	73.9	Intermediate	Maintained	Acceptable
School Improvement	91.0	88.3	92.0	75.2	74.2	77.9	Very High	Maintained	Excellent
Transition Rate (6 yr)	n/a	n/a	n/a	59.7	60.3	60.2	n/a	n/a	n/a
Work Preparation	100.0	90.9	90.9	83.1	84.9	84.5	Very High	Improved	Excellent

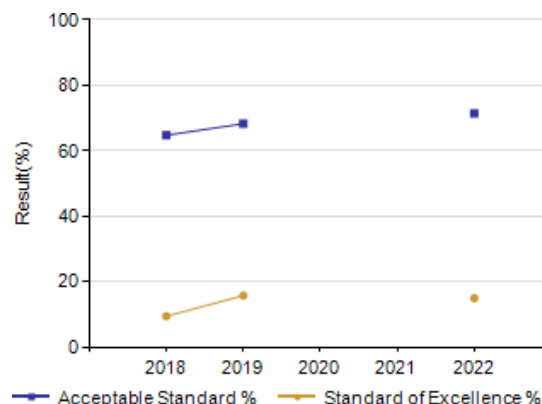
Notes:

3. Data values have been suppressed where the number of respondents/students is fewer than 6. Suppression is marked with an asterisk (*).

4. Participation in the Diploma Exams was impacted by the fires in 2018/19, and the COVID-19 pandemic from 2019/20 to 2021/22. Caution should be used when interpreting trends over time.

Comment on Results: The summary is a good report for Ecole St. Mary. Overall there has been improvement in many areas. We score high in achievements, we have maintained and improved in many areas. The categories with Very High result are Lifelong Learning, Program of Studies, Safe and Caring, School Improvement and Work Preparation. In the Holy Spirit Catholic School District and at ESM, we work for continuous improvement and ESM will continue to use this data to drive decisions to improve learning, relationships with stakeholders and overall education quality.

Provincial Achievement Test Results – Measure Details



Comment on Results: Students had not written PATs in over two years. We are proud that the data from PATs in June 2022 is consistent with achievement prior to COVID. The results are consistently improving. It will be some time before we return to pre-Covid success, but the results are slightly increased or consistent with previous results.

E. Administrator's Message

The 2022-2023 school year was a great year. We are pleased and proud of our school results. ESM is achieving higher than both the authority and the province in almost all areas. We are proud to say that we are achieving very high results, we are on an upward trend, aside from the return to PAT result which will take a few years to recover from the disruption of learning during the pandemic. Using this data, we will work to continue to improve all areas, as the goal is continuous improvement and growth. We expect an increase in PAT results as students return to normal and disrupted learning supports and interventions continue to support students in their learning.

We are blessed to work with our students. ESM is a student focused, solutions-based school. We work hard to meet each student where they are at, and ensure that all students experience growth and success. ESM is a safe and caring school environment where staff works hard to make sure students are supported academically, spiritually, social-emotionally. Ecole St. Mary is a special place to be.